

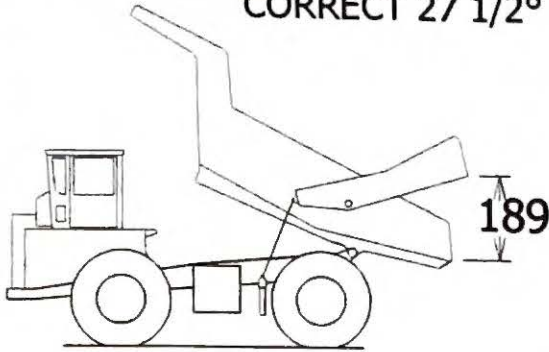
TAILGATE FOR

UNIT RIG MT4400

TAILGATE SERIAL #

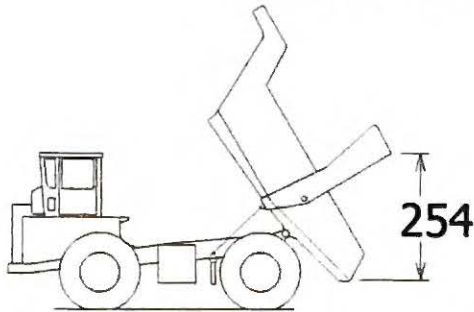
1A-MT4400-OS-6663

### CORRECT 27 1/2° GATE OPENING CLEARANCE

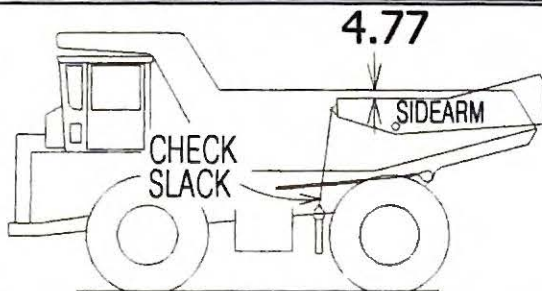


Field experience indicates that major load movement does not occur before 27 1/2° dump body movement. At 27 1/2° dump body movement, the distance between the bottom of the tailgate and the rear edge of the floor is 189 inches ± two inches. Hauling material larger than 189 inches is not advised, as material could become lodged in the tailgate and/or cause the truck to overturn.

### CORRECT FULL DUMP GATE OPENING CLEARANCE



Verify correct gate installation by gate opening at full dump. At full body dump, the distance between the bottom of the tailgate and the rear edge of the floor is 254 inches ± two inches. If measured opening is less than stated, check main chains for proper length and outrigger positioning. IF CORRECT OPENING CAN NOT BE OBTAINED, CONSULT PHILIPPI-HAGENBUCH, INC.



This Autogate® Tailgate is designed for a UNIT RIG MT4400 truck with NO sideboards. (To verify the tailgate truck design, the measurement from the top of the tailgate sidearm when parallel to the ground is 4.77 inches. below the top of the body side.)

USING THIS TAILGATE ON ANY OTHER TRUCK OR OPERATING THIS UNIT WITH MAIN CHAINS OF DIFFERENT LENGTHS OR WITH MORE THAN ONE LINK OF SLACK IN MAIN CHAIN MAY RESULT IN IMPROPER OPENING CLEARANCE, AND CAUSE MATERIAL TO LODGE AND/OR CAUSE TRUCK TO OVERTURN. Consideration or use of this tailgate on any other truck should be ONLY with the recommendation/approval of Philippi-Hagenbuch, Inc.

The tailgate main chain has a **35,000#** working load limit. **PHIL specified materials** are used in all gate components. **Inspect monthly** all items such as chain, bolts, etc., and replace if measurable wear (10% or greater size reduction) is noted. Use only replacement parts purchased from Philippi-Hagenbuch, Inc. Use of other parts is not advised, as faulty operation could occur and material could lodge and result in a safety issue.

PROPER TRUCK LOADING AND USAGE IS A USER RESPONSIBILITY. OPERATE ALL VEHICLES WITHIN THE TRUCK MANUFACTURER'S LOADING/OPERATING GUIDELINES.



# PHILIPPI-HAGENBUCH, INC.

PEORIA, IL

SHIP TO: US BORAX  
 14486 BORAX ROAD  
 BORON, CA 93516  
 ATTN: CODY WALL - TRUCK SHOP  
 PHONE: (760) 762-7000

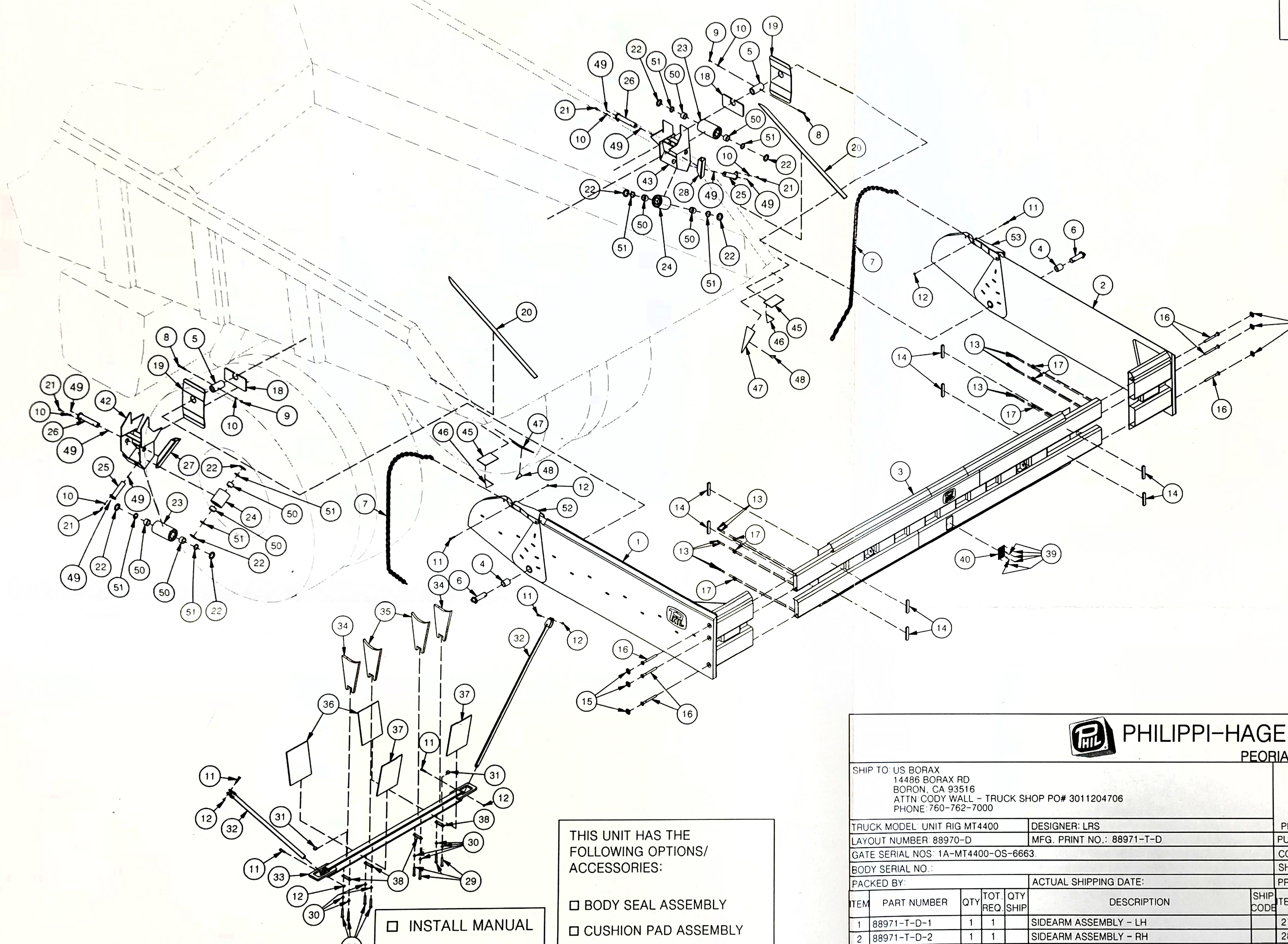
BILL SHIPPING CHARGES TO: PHILIPPI-HAGENBUCH, INC  
 7424 WEST PLANK ROAD  
 PEORIA, IL 61604-5295  
 PHONE: 309-697-9200

COLLECT  
 PREPAID  
 PREPAID & ADD  
 THIRD PARTY

TRUCK MODEL: UNIT RIG MT4400		DESIGNER: LRS	
LAYOUT NO: 88970-D		MFG. PRINT NO: 88971-T-D	
GATE SERIAL NO: 1A-MT4400-OS-6663		PURCHASE ORDER NUMBER: PRT000615	
BODY SERIAL NO.:		CONTROL NUMBER: 15,064	
PACKED BY:		SHIP VIA:	
ACTUAL SHIPPING DATE:		PRO NUMBER:	
		PROMISED SHIPPING DATE: 11/13/2020	
		PAINT NO: 1545-T-A-81	
		TOTAL WT.: 10963.8 lbmass	
		TRAILER NO.:	

ITEM	PART NUMBER	REQ. UNIT	TOT. REQ.	QTY SHIP	DESCRIPTION	SHIP CODE	ITEM	PART NUMBER	REQ. UNIT	TOT. REQ.	QTY SHIP	DESCRIPTION	SHIP CODE
1	88971-T-D-1	1	1		SIDEARM ASSEMBLY - LH		27	88990-B	1	1		LH SUPPORT TUBE	
2	88971-T-D-2	1	1		SIDEARM ASSEMBLY - RH		28	88991-B	1	1		RH SUPPORT TUBE	
3	88971-T-D-3	1	1		CENTER REAR ASSEMBLY		29	1618-T-A-6.00	8	8		CAPSCREW, HEX UNC 1.00 X 6.00 GRADE 5	
4	1005-T-A-4.75	2	2		BUSHING, FIBER		30	1660-T-A-1.00	8	8		LOCKWASHER 1.00"	
5	1407-T-A-9.32	2	2		PIVOT MOUNT TUBE - 9.32" LONG		31	2613-T-A-2.00	2	2		OUTRIGGER STOP BLOCK	
6	1409-T-A-10.25	2	2		PIVOT PIN WELDMENT - 10.25" LONG		32	88396-B-109.94	2	2		BAR EXTENSION ASSEMBLY	
7	10000-T-A-169.00	2	2		SPECIAL CHAIN 169.00" LONG		33	88994-C	1	1		OUTRIGGER STRUCTURE	
8	1616-T-A-6.00	2	2		CAPSCREW, HEX UNC 0.75 X 6.00 GRADE 5		34	88995-B	2	2		OUTSIDE MOUNTING PLATE	
9	1655-T-A-0.75	2	2		HEXNUT UNC 0.75"		35	88996-B	2	2		INSIDE MOUNTING PLATE	
10	1660-T-A-0.75	6	6		LOCKWASHER 0.75"		36	88997-B	2	2		FRONT MOUNTING PLATE	
11	1668-T-A-1	6	6		CHAIN BOLT .75"-10 UNC		37	88998-B	2	2		REAR MOUNTING PLATE	
12	1695-T-A-0.75	6	6		HEX JAM LOCKNUT UNC 0.75"		38	1181-A-R	4	4		OUTRIGGER CLAMP PLATE	
13	1708-T-A-4	12	12		COTTER PIN - .19 X 2.75 LONG		39	6454-T-A-0.31	6	6		METALLIC DRIVE SCREW	
14	2613-T-A-10.50	8	8		OUTSIDE STOP BLOCK - 10.50" LONG		40	7000-T-B	1	1		SERIAL NUMBER PLATE - GATE	
15	2939-T-A-0.75	6	6		SQUARE BOLT RETAINER		41	7047-A	1	1		ANTI-SEIZE	
16	6861-T-A-13.00	6	6		CAPSCREW, SQUARE UNC 1.25 X 13.00 GRADE 5		42	88987-T-C-1	1	1		ROLLER BOX ASSEMBLY LH	
17	6862-T-A-1.25	6	6		NUT, SQUARE		43	88987-T-C-2	1	1		ROLLER BOX ASSEMBLY RH	
18	88985-B	2	2		BODY PLATE		44	86124-A	4	4		INSTALLATION EYE	
19	88986-B	2	2		PIVOT CROSS PLATE		45	89037-A	2	2		CORNER SEAL PLATE TOP	
20	88992-B	2	2		DEFLECTION PLATE		46	89038-A	2	2		CORNER SEAL PLATE GUSSET	
21	1616-T-A-1.25	4	4		CAPSCREW, HEX UNC 0.75 X 1.25 GRADE 5		47	89039-A	2	2		CORNER SEAL PLATE ANGLED	
22	7761-A-UW	8	8		SPACER		48	89066-A	2	2		CORNER SEAL PLATE GUSSET	
23	85892-T-B-15.25	2	2		ROLLER LARGE STD - 8.63 DIA X 15.25 LONG		49						
24	85892-T-B-10.00	2	2		ROLLER SMALL STD - 8.63 DIA X 10.00 LONG		50						
25	85897-T-B-13.00	2	2		ROLLER PIN - 3.00" DIA X 13.00" LONG		51						
26	85897-T-B-17.75	2	2		ROLLER PIN - 3.00" DIA X 17.75" LONG		52						

# PACKING SLIP



NOTICE: This document contains proprietary and confidential information, and it cannot be used or reproduced or its contents disclosed, in whole or in part, without the express written consent of Philippi-Hagenbuch, Inc.

NOV 13 2020

ALREADY PRE-INSTALLED LISTED SEPARATELY ON THIS DRAWING FOR REFERENCE

SERVICE PARTS ONLY			
ITEM	PART NUMBER	QTY	DESCRIPTION
49	5129-T-A-2	8	GREASE FITTING 1/8" NPT
50	7845-T-A-2.38	8	BEARING, FIBER 4.00x3.06 2.38 LONG
51	8001-A	8	SEAL, GREASE 0.25 THICK 1-LIP 3.00 SHAFT
52	88435-T-D-1	1	ULTRA SIDEARM LINK ASSEMBLY - LH
53	88435-T-D-2	1	ULTRA SIDEARM LINK ASSEMBLY - RH

**PHILIPPI-HAGENBUCH, INC.**  
PEORIA, IL

SHIP TO: US BORAX  
14486 BORAX RD  
BORON, CA 93516  
ATTN: CODY WALL - TRUCK SHOP PO# 3011204706  
PHONE: 760-762-7000

BILL SHIPPING CHARGE TO: PHILIPPI-HAGENBUCH, INC.  
7424 WEST PLANK ROAD  
PEORIA, IL 61604  
PHONE: 309-697-9200

TRUCK MODEL: UNIT RIG MT4400      DESIGNER: LRS  
LAYOUT NUMBER: 88970-D      MFG. PRINT NO.: 88971-T-D  
GATE SERIAL NOS: 1A-MT4400-OS-6663  
BODY SERIAL NO.:  
PACKED BY:      ACTUAL SHIPPING DATE:      PRO NUMBER:

PREPAID & ADD   
PURCHASE ORDER NO.: PRT000615      PROMISED SHIPPING DATE: 11/13/2020  
CONTROL NUMBER: 15,064      PAINT NO.: 1545-T-A-81  
SHIP VIA:      TOTAL WT: 10963.7 lbmass  
TRAILER NO.:

ITEM	PART NUMBER	QTY	TOT REQ	QTY SHIP	DESCRIPTION	SHIP CODE	ITEM	PART NUMBER	QTY	TOT REQ	QTY SHIP	DESCRIPTION	SHIP CODE		
1	88971-T-D-1	1	1	1	SIDEARM ASSEMBLY - LH		27	88990-B	1	1	1	LH SUPPORT TUBE			
2	88971-T-D-2	1	1	1	SIDEARM ASSEMBLY - RH		28	88991-B	1	1	1	RH SUPPORT TUBE			
3	88971-T-D-3	1	1	1	CENTER REAR ASSEMBLY		29	1618-T-A-6.00	8	8	8	CAPSCREW, HEX UNC 1.00 X 6.00 GRADE 5			
4	1005-T-A-4.75	2	2	2	BUSHING, FIBER		30	1660-T-A-1.00	8	8	8	LOCKWASHER 1.00"			
5	1407-T-A-9.32	2	2	2	PIVOT MOUNT TUBE - 9.32" LONG		31	2613-T-A-2.00	2	2	2	OUTRIGGER STOP BLOCK			
6	1409-T-A-10.25	2	2	2	PIVOT PIN WELDMENT - 10.25" LONG		32	88396-B-109.94	2	2	2	BAR EXTENSION ASSEMBLY			
7	10000-T-A-169.00	2	2	2	SPECIAL CHAIN 169.00" LONG		33	88994-C	1	1	1	OUTRIGGER STRUCTURE			
8	1616-T-A-6.00	2	2	2	CAPSCREW, HEX UNC 0.75 X 6.00 GRD 5		34	88995-B	2	2	2	OUTSIDE MOUNTING PLATE			
9	1655-T-A-0.75	2	2	2	HEXNUT UNC 0.75"		35	88996-B	2	2	2	INSIDE MOUNTING PLATE			
10	1660-T-A-0.75	6	6	6	LOCKWASHER 0.75"		36	88997-B	2	2	2	FRONT MOUNTING PLATE			
11	1668-T-A-1	6	6	6	CHAIN BOLT .75"-10 UNC		37	88998-B	2	2	2	REAR MOUNTING PLATE			
12	1695-T-A-0.75	6	6	6	HEX JAM LOCKNUT UNC 0.75"		38	1181-A-R	4	4	4	OUTRIGGER CLAMP PLATE			
13	1708-T-A-4	12	12	12	COTTER PIN - .19 X 2.75 LONG		39	6454-T-A-0.31	6	6	6	METALLIC DRIVE SCREW			
14	2613-T-A-10.50	8	8	8	OUTSIDE STOP BLOCK - 10.50" LONG		40	7000-T-B	1	1	1	SERIAL NUMBER PLATE - GATE			
15	2939-T-A-0.75	6	6	6	SQUARE BOLT RETAINER		41	7047-A	1	1	1	ANTI-SEIZE			
16	6861-T-A-13.00	6	6	6	CAPSCREW, SQUARE UNC 1.25 X 13.00 GRD 5		42	88987-T-C-1	1	1	1	ROLLER BOX ASSEMBLY LH			
17	6862-T-A-1.25	6	6	6	NUT, SQUARE		43	88987-T-C-2	1	1	1	ROLLER BOX ASSEMBLY RH			
18	88985-B	2	2	2	BODY PLATE		44	86124-A	4	4	4	INSTALLATION EYE			
19	88986-B	2	2	2	PIVOT CROSS PLATE		45	89037-A	2	2	2	CORNER SEAL PLATE TOP			
20	88992-B	2	2	2	DEFLECTION PLATE		46	89038-A	2	2	2	CORNER SEAL PLATE GUSSET			
21	1616-T-A-1.25	4	4	4	CAPSCREW, HEX UNC 0.75 X 1.25 GRADE 5		47	89039-A	2	2	2	CORNER SEAL PLATE ANGLED			
22	7761-A-UW	8	8	8	SPACER		48	89066-A	2	2	2	CORNER SEAL PLATE GUSSET			
23	85892-T-B-15.25	2	2	2	ROLLER LARGE STD - 8.63 DIA X 15.25 LONG		49								
24	85892-T-B-10.00	2	2	2	ROLLER SMALL STD - 8.63 DIA X 10.00 LONG		50								
25	85897-T-B-13.00	2	2	2	ROLLER PIN - 3.00" DIA X 13.00" LONG		51								
26	85897-T-B-17.75	2	2	2	ROLLER PIN - 3.00" DIA X 17.75" LONG		52								

THIS UNIT HAS THE FOLLOWING OPTIONS/ACCESSORIES:

- BODY SEAL ASSEMBLY
- CUSHION PAD ASSEMBLY
- SIDEBOARD ASSEMBLY
- LOAD EJECTOR
- FLUIDIC SEAL
- \_\_\_\_\_

TAILGATE OPENING CLEARANCE AT FULL DUMP IS 189

TAILGATE OPENING CLEARANCE AT 27.5° DUMP IS 254

- INSTALL MANUAL
- SHIPMENT
- SALES FILE
- WELARCO FILE

NOTICE: THIS DOCUMENT CONTAINS PROPRIETARY AND CONFIDENTIAL INFORMATION, AND IT CANNOT BE USED OR REPRODUCED OR ITS CONTENTS DISCLOSED, IN WHOLE OR IN PART, WITHOUT THE EXPRESS WRITTEN CONSENT OF PHILIPPI-HAGENBUCH

THIS DRAWING IS NOT TO SCALE  
SOME DETAILS MAY VARY ACCORDING TO THE PARTICULAR UNIT WHICH YOU HAVE, HOWEVER THE PARTS LIST OF PART NUMBERS AND QUANTITIES SHOWN IS CORRECT.

SHIPPING CODE WHERE PACKED

- SA SIDEARM ASSEMBLY
- C CENTER REAR ASSEMBLY
- O OUTRIGGER ASSEMBLY
- BA BARREL
- BU BUNDLE or PALLET

